



Plan  
Scale 1:10

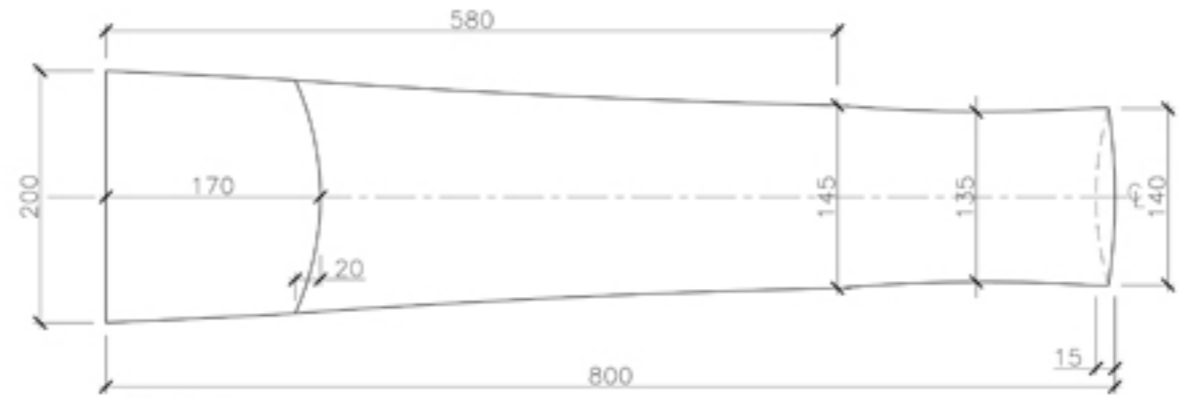


Elevation

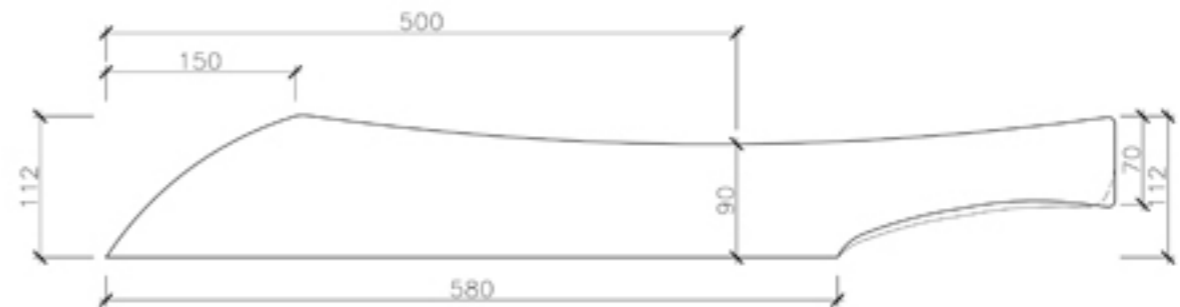
**BUNDLE ARRANGEMENT**



**PERSPECTIVE VIEW**



Plan  
Scale 1:5



Elevation

**SET OUT DIMENSIONS**

200 mm  
100  
50  
10 mm  
0

REV	BY	CHECKED	DATE
DESIGN	SM	-	6/04
DRAWN	MS	-	6/04
APPROVED			

PROJECT BASALT ADZE TOKI			
SET OUT DIMENSIONS & BUNDLE ARRANGEMENT			
STATUS CONSTRUCTION	FILE		
SHEET	REF DATE	SHEET	REASON
© A3 As Shown	15/9/04	2 of 2	